

# Elementary **LINEAR ALGEBRA**

8e

**Ron Larson**

Solutions, Interactivity,  
Videos, & Tutorial Help at  
[LarsonLinearAlgebra.com](http://LarsonLinearAlgebra.com)

# INDEX OF APPLICATIONS

## BIOLOGY AND LIFE SCIENCES

Age distribution vector, 378, 391, 392, 395  
Age progression software, 180  
Age transition matrix, 378, 391, 392, 395  
Agriculture, 37, 50  
Cosmetic surgery results simulation, 180  
Duchenne muscular dystrophy, 365  
Galloping speeds of animals, 276  
Genetics, 365  
Health care expenditures, 146  
Heart rhythm analysis, 255  
Hemophilia A, 365  
Hereditary baldness, 365  
Nutrition, 11  
Population  
  of deer, 37  
  of laboratory mice, 91  
  of rabbits, 379  
  of sharks, 396  
  of small fish, 396  
Population age and growth over time, 331  
Population genetics, 365  
Population growth, 378, 379, 391, 392,  
  395, 396, 398  
Predator-prey relationship, 396  
Red-green color blindness, 365  
Reproduction rates of deer, 103  
Sex-linked inheritance, 365  
Spread of a virus, 91, 93  
Vitamin C content, 11  
Wound healing simulation, 180  
X-linked inheritance, 365

## BUSINESS AND ECONOMICS

Airplane allocation, 91  
Borrowing money, 23  
Demand, for a rechargeable power drill, 103  
Demand matrix, external, 98  
Economic system, 97, 98  
  of a small community, 103  
Finance, 23  
Fundraising, 92  
Gasoline sales, 105  
Industrial system, 102, 107  
Input-output matrix, 97  
Leontief input-output model(s), 97, 98, 103  
Major League Baseball salaries, 107  
Manufacturing  
  labor and material costs, 105  
  models and prices, 150  
  production levels, 51, 105  
Net profit, Microsoft, 32  
Output matrix, 98

Petroleum production, 292  
Profit, from crops, 50  
Purchase of a product, 91  
Revenue  
  fast-food stand, 242  
  General Dynamics Corporation, 266, 276  
  Google, Inc., 291  
  telecommunications company, 242  
  software publishers, 143  
Sales, 37  
  concession area, 42  
  stocks, 92  
  Wal-Mart, 32  
Sales promotion, 106  
Satellite television service, 85, 86, 147  
Software publishing, 143

## ENGINEERING AND TECHNOLOGY

Aircraft design, 79  
Circuit design, 322  
Computer graphics, 338  
Computer monitors, 190  
Control system, 314  
Controllability matrix, 314  
Cryptography, 94–96, 102, 107  
Data encryption, 94  
Decoding a message, 96, 102, 107  
Digital signal processing, 172  
Electrical network analysis, 30, 31, 34, 37,  
  150  
Electronic equipment, 190  
Encoding a message, 95, 102, 107  
Encryption key, 94  
Engineering and control, 130  
Error checking  
  digit, 200  
  matrix, 200  
Feed horn, 223  
Global Positioning System, 16  
Google's Page Rank algorithm, 86  
Image morphing and warping, 180  
Information retrieval, 58  
Internet search engine, 58  
Ladder network, 322  
Locating lost vessels at sea, 16  
Movie special effects, 180  
Network analysis, 29–34, 37  
Radar, 172  
Sampling, 172  
Satellite dish, 223  
Smart phones, 190  
Televisions, 190  
Wireless communications, 172

## MATHEMATICS AND GEOMETRY

Adjoint of a matrix, 134, 135, 142, 146, 150  
Collinear points in the  $xy$ -plane, 139, 143  
Conic section(s), 226, 229  
  general equation, 141  
  rotation of axes, 221–224, 226, 229,  
    383–385, 392, 395  
Constrained optimization, 389, 390, 392,  
  395  
Contraction in  $R^2$ , 337, 341, 342  
Coplanar points in space, 140, 143  
Cramer's Rule, 130, 136, 137, 142, 143, 146  
Cross product of two vectors, 277–280,  
  288, 289, 294  
Differential equation(s)  
  linear, 218, 225, 226, 229  
  second order, 164  
  system of first order, 354, 380, 381,  
    391, 392, 395, 396, 398  
Expansion in  $R^2$ , 337, 341, 342, 345  
Fibonacci sequence, 396  
Fourier approximation(s), 285–287, 289, 292  
Geometry of linear transformations in  $R^2$ ,  
  336–338, 341, 342, 345  
Hessian matrix, 375  
Jacobian, 145  
Lagrange multiplier, 34  
Laplace transform, 130  
Least squares approximation(s), 281–284, 289  
  linear, 282, 289, 292  
  quadratic, 283, 289, 292  
Linear programming, 47  
Magnification in  $R^2$ , 341, 342  
Mathematical modeling, 273, 274, 276  
Parabola passing through three points, 150  
Partial fraction decomposition, 34, 37  
Polynomial curve fitting, 25–28, 32, 34, 37  
Quadratic form(s), 382–388, 392, 395, 398  
Quadric surface, rotation of, 388, 392  
Reflection in  $R^2$ , 336, 341, 342, 345, 346  
Relative maxima and minima, 375  
Rotation  
  in  $R^2$ , 303, 343, 393, 397  
  in  $R^3$ , 339, 340, 342, 345  
Second Partial Test for relative extrema, 375  
Shear in  $R^2$ , 337, 338, 341, 342, 345  
Taylor polynomial of degree 1, 282  
Three-point form of the equation of a plane,  
  141, 143, 146  
Translation in  $R^2$ , 308, 343  
Triple scalar product, 288  
Two-point form of the equation of a line,  
  139, 143, 146, 150  
Unit circle, 253  
Wronskian, 219, 225, 226, 229

## PHYSICAL SCIENCES

Acoustical noise levels, 28  
Airplane speed, 11  
Area  
  of a parallelogram using cross product, 279, 280, 288, 294  
  of a triangle  
    using cross product, 289  
    using determinants, 138, 142, 146, 150  
Astronomy, 27, 274  
Balancing a chemical equation, 4  
Beam deflection, 64, 72  
Chemical  
  changing state, 91  
  mixture, 37  
  reaction, 4  
Comet landing, 141  
Computational fluid dynamics, 79  
Crystallography, 213  
Degree of freedom, 164  
Diffusion, 354  
Dynamical systems, 396  
Earthquake monitoring, 16  
Electric and magnetic flux, 240  
Flexibility matrix, 64, 72  
Force  
  matrix, 72  
  to pull an object up a ramp, 157  
Geophysics, 172  
Grayscale, 190  
Hooke's Law, 64  
Kepler's First Law of Planetary Motion, 141  
Kirchhoff's Laws, 30, 322  
Lattice of a crystal, 213  
Mass-spring system, 164, 167  
Mean distance from the sun, 27, 274  
Natural frequency, 164

Newton's Second Law of Motion, 164  
Ohm's Law, 322  
Pendulum, 225  
Planetary periods, 27, 274  
Primary additive colors, 190  
RGB color model, 190  
Stiffness matrix, 64, 72  
Temperature, 34  
Torque, 277  
Traffic flow, 28, 33  
Undamped system, 164  
Unit cell, 213  
  end-centered monoclinic, 213  
Vertical motion, 37  
Volume  
  of a parallelepiped, 288, 289, 292  
  of a tetrahedron, 114, 140, 143  
Water flow, 33  
Wind energy consumption, 103  
Work, 248

## SOCIAL SCIENCES AND DEMOGRAPHICS

Caribbean Cruise, 106  
Cellular phone subscribers, 107  
Consumer preference model, 85, 86, 92, 147  
Final grades, 105  
Grade distribution, 92  
Master's degrees awarded, 276  
Politics, voting apportionment, 51  
Population  
  of consumers, 91  
  regions of the United States, 51  
  of smokers and nonsmokers, 91  
  United States, 32  
  world, 273  
Population migration, 106

Smokers and nonsmokers, 91  
Sports  
  activities, 91  
  Super Bowl I, 36  
Television watching, 91  
Test scores, 108

## STATISTICS AND PROBABILITY

Canonical regression analysis, 304  
Least squares regression  
  analysis, 99–101, 103, 107, 265, 271–276  
  cubic polynomial, 276  
  line, 100, 103, 107, 271, 274, 276, 296  
  quadratic polynomial, 273, 276  
Leslie matrix, 331, 378  
Markov chain, 85, 86, 92, 93, 106  
  absorbing, 89, 90, 92, 93, 106  
Multiple regression analysis, 304  
Multivariate statistics, 304  
State matrix, 85, 106, 147, 331  
Steady state probability vector, 386  
Stochastic matrices, 84–86, 91–93, 106, 331

## MISCELLANEOUS

Architecture, 388  
*Catedral Metropolitana Nossa Senhora Aparecida*, 388  
Chess tournament, 93  
Classified documents, 106  
Determining directions, 16  
Dominoes, A2  
Flight crew scheduling, 47  
Sudoku, 120  
Tips, 23  
U.S. Postal Service, 200  
ZIP + 4 barcode, 200

# Elementary Linear Algebra



# Elementary Linear Algebra

8e

**Ron Larson**

The Pennsylvania State University  
The Behrend College



---

Australia • Brazil • Mexico • Singapore • United Kingdom • United States

This is an electronic version of the print textbook. Due to electronic rights restrictions, some third party content may be suppressed. Editorial review has deemed that any suppressed content does not materially affect the overall learning experience. The publisher reserves the right to remove content from this title at any time if subsequent rights restrictions require it. For valuable information on pricing, previous editions, changes to current editions, and alternate formats, please visit [www.cengage.com/highered](http://www.cengage.com/highered) to search by ISBN#, author, title, or keyword for materials in your areas of interest.

Important Notice: Media content referenced within the product description or the product text may not be available in the eBook version.

**Elementary Linear Algebra**  
**Eighth Edition**

Ron Larson

Product Director: Terry Boyle  
Product Manager: Richard Stratton  
Content Developer: Spencer Arritt  
Product Assistant: Kathryn Schrumph  
Marketing Manager: Ana Albinson  
Content Project Manager: Jennifer Risten  
Manufacturing Planner: Doug Bertke  
Production Service: Larson Texts, Inc.  
Photo Researcher: Lumina Datamatics  
Text Researcher: Lumina Datamatics  
Text Designer: Larson Texts, Inc.  
Cover Designer: Larson Texts, Inc.  
Cover Image: Keo/Shutterstock.com  
Compositor: Larson Texts, Inc.

© 2017, 2013, 2009 Cengage Learning

WCN: 02-200-203

ALL RIGHTS RESERVED. No part of this work covered by the copyright herein may be reproduced, transmitted, stored, or used in any form or by any means graphic, electronic, or mechanical, including but not limited to photocopying, recording, scanning, digitizing, taping, Web distribution, information networks, or information storage and retrieval systems, except as permitted under Section 107 or 108 of the 1976 United States Copyright Act, without the prior written permission of the publisher.

For product information and technology assistance, contact us at  
**Cengage Learning Customer & Sales Support, 1-800-354-9706.**

For permission to use material from this text or product,  
submit all requests online at [www.cengage.com/permissions](http://www.cengage.com/permissions).  
Further permissions questions can be e-mailed to  
[permissionrequest@cengage.com](mailto:permissionrequest@cengage.com).

Library of Congress Control Number: 2015944033

Student Edition

ISBN: 978-1-305-65800-4

Loose-leaf Edition

ISBN: 978-1-305-95320-8

**Cengage Learning**

20 Channel Center Street  
Boston, MA 02210  
USA

Cengage Learning is a leading provider of customized learning solutions with employees residing in nearly 40 different countries and sales in more than 125 countries around the world. Find your local representative at [www.cengage.com](http://www.cengage.com).

Cengage Learning products are represented in Canada by Nelson Education, Ltd.

To learn more about Cengage Learning Solutions, visit [www.cengage.com](http://www.cengage.com).  
Purchase any of our products at your local college store or at our preferred online store [www.cengagebrain.com](http://www.cengagebrain.com).



# Contents

<b>1</b>	<b>■</b>	<b>Systems of Linear Equations</b>	<b>1</b>
1.1		Introduction to Systems of Linear Equations	2
1.2		Gaussian Elimination and Gauss-Jordan Elimination	13
1.3		Applications of Systems of Linear Equations	25
		<i>Review Exercises</i>	35
		<i>Project 1 Graphing Linear Equations</i>	38
		<i>Project 2 Underdetermined and Overdetermined Systems</i>	38
<b>2</b>	<b>■</b>	<b>Matrices</b>	<b>39</b>
2.1		Operations with Matrices	40
2.2		Properties of Matrix Operations	52
2.3		The Inverse of a Matrix	62
2.4		Elementary Matrices	74
2.5		Markov Chains	84
2.6		More Applications of Matrix Operations	94
		<i>Review Exercises</i>	104
		<i>Project 1 Exploring Matrix Multiplication</i>	108
		<i>Project 2 Nilpotent Matrices</i>	108
<b>3</b>	<b>■</b>	<b>Determinants</b>	<b>109</b>
3.1		The Determinant of a Matrix	110
3.2		Determinants and Elementary Operations	118
3.3		Properties of Determinants	126
3.4		Applications of Determinants	134
		<i>Review Exercises</i>	144
		<i>Project 1 Stochastic Matrices</i>	147
		<i>Project 2 The Cayley-Hamilton Theorem</i>	147
		<i>Cumulative Test for Chapters 1–3</i>	149
<b>4</b>	<b>■</b>	<b>Vector Spaces</b>	<b>151</b>
4.1		Vectors in $R^n$	152
4.2		Vector Spaces	161
4.3		Subspaces of Vector Spaces	168
4.4		Spanning Sets and Linear Independence	175
4.5		Basis and Dimension	186
4.6		Rank of a Matrix and Systems of Linear Equations	195
4.7		Coordinates and Change of Basis	208
4.8		Applications of Vector Spaces	218
		<i>Review Exercises</i>	227
		<i>Project 1 Solutions of Linear Systems</i>	230
		<i>Project 2 Direct Sum</i>	230

<b>5</b>	<b>■ Inner Product Spaces</b>	<b>231</b>
5.1	Length and Dot Product in $R^n$	232
5.2	Inner Product Spaces	243
5.3	Orthonormal Bases: Gram-Schmidt Process	254
5.4	Mathematical Models and Least Squares Analysis	265
5.5	Applications of Inner Product Spaces	277
	<i>Review Exercises</i>	290
	<i>Project 1 The QR-Factorization</i>	293
	<i>Project 2 Orthogonal Matrices and Change of Basis</i>	294
	<i>Cumulative Test for Chapters 4 and 5</i>	295
<b>6</b>	<b>■ Linear Transformations</b>	<b>297</b>
6.1	Introduction to Linear Transformations	298
6.2	The Kernel and Range of a Linear Transformation	309
6.3	Matrices for Linear Transformations	320
6.4	Transition Matrices and Similarity	330
6.5	Applications of Linear Transformations	336
	<i>Review Exercises</i>	343
	<i>Project 1 Reflections in <math>R^2</math> (I)</i>	346
	<i>Project 2 Reflections in <math>R^2</math> (II)</i>	346
<b>7</b>	<b>■ Eigenvalues and Eigenvectors</b>	<b>347</b>
7.1	Eigenvalues and Eigenvectors	348
7.2	Diagonalization	359
7.3	Symmetric Matrices and Orthogonal Diagonalization	368
7.4	Applications of Eigenvalues and Eigenvectors	378
	<i>Review Exercises</i>	393
	<i>Project 1 Population Growth and Dynamical Systems (I)</i>	396
	<i>Project 2 The Fibonacci Sequence</i>	396
	<i>Cumulative Test for Chapters 6 and 7</i>	397
<b>8</b>	<b>■ Complex Vector Spaces (online)*</b>	
8.1	Complex Numbers	
8.2	Conjugates and Division of Complex Numbers	
8.3	Polar Form and DeMoivre's Theorem	
8.4	Complex Vector Spaces and Inner Products	
8.5	Unitary and Hermitian Matrices	
	<i>Review Exercises</i>	
	<i>Project 1 The Mandelbrot Set</i>	
	<i>Project 2 Population Growth and Dynamical Systems (II)</i>	

## 9 ■ Linear Programming (online)\*

- 9.1 Systems of Linear Inequalities
  - 9.2 Linear Programming Involving Two Variables
  - 9.3 The Simplex Method: Maximization
  - 9.4 The Simplex Method: Minimization
  - 9.5 The Simplex Method: Mixed Constraints
- Review Exercises*
- Project 1 Beach Sand Replenishment (I)*
- Project 2 Beach Sand Replenishment (II)*

## 10 ■ Numerical Methods (online)\*

- 10.1 Gaussian Elimination with Partial Pivoting
  - 10.2 Iterative Methods for Solving Linear Systems
  - 10.3 Power Method for Approximating Eigenvalues
  - 10.4 Applications of Numerical Methods
- Review Exercises*
- Project 1 The Successive Over-Relaxation (SOR) Method*
- Project 2 United States Population*

## Appendix

A1

**Mathematical Induction and Other Forms of Proofs**

**Answers to Odd-Numbered Exercises and Tests**

A7

**Index**

A41

**Technology Guide\***

\*Available online at **CengageBrain.com**.



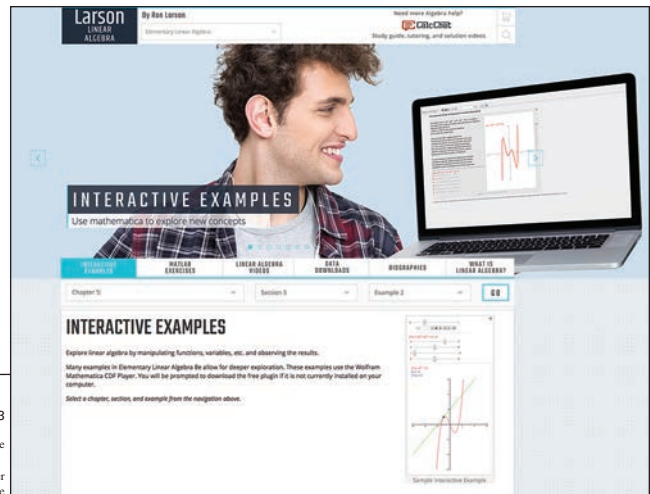
# Preface

Welcome to *Elementary Linear Algebra*, Eighth Edition. I am proud to present to you this new edition. As with all editions, I have been able to incorporate many useful comments from you, our user. And while much has changed in this revision, you will still find what you expect—a pedagogically sound, mathematically precise, and comprehensive textbook. Additionally, I am pleased and excited to offer you something brand new—a companion website at **LarsonLinearAlgebra.com**. My goal for every edition of this textbook is to provide students with the tools that they need to master linear algebra. I hope you find that the changes in this edition, together with **LarsonLinearAlgebra.com**, will help accomplish just that.

## New To This Edition

### NEW **LarsonLinearAlgebra.com**

This companion website offers multiple tools and resources to supplement your learning. Access to these features is *free*. Watch videos explaining concepts from the book, explore examples, download data sets and much more.



#### 5.2 Exercises 253

**True or False?** In Exercises 85 and 86, determine whether each statement is true or false. If a statement is true, give a reason or cite an appropriate statement from the text. If a statement is false, provide an example that shows the statement is not true in all cases or cite an appropriate statement from the text.

85. (a) The dot product is the only inner product that can be defined in  $\mathbb{R}^n$ .

(b) A nonzero vector in an inner product can have a norm of zero.

86. (a) The norm of the vector  $\mathbf{u}$  is the angle between  $\mathbf{u}$  and the positive  $x$ -axis.

(b) The angle  $\theta$  between a vector  $\mathbf{v}$  and the projection of  $\mathbf{u}$  onto  $\mathbf{v}$  is obtuse when the scalar  $a < 0$  and acute when  $a > 0$ , where  $a\mathbf{v} = \text{proj}_{\mathbf{v}}\mathbf{u}$ .

87. Let  $\mathbf{u} = (4, 2)$  and  $\mathbf{v} = (2, -2)$  be vectors in  $\mathbb{R}^2$  with the inner product  $\langle \mathbf{u}, \mathbf{v} \rangle = u_1v_1 + 2u_2v_2$ .

(a) Show that  $\mathbf{u}$  and  $\mathbf{v}$  are orthogonal.  
(b) Sketch  $\mathbf{u}$  and  $\mathbf{v}$ . Are they orthogonal in the Euclidean sense?

88. **Proof** Prove that

$$\|\mathbf{u} + \mathbf{v}\|^2 + \|\mathbf{u} - \mathbf{v}\|^2 = 2\|\mathbf{u}\|^2 + 2\|\mathbf{v}\|^2$$

for any vectors  $\mathbf{u}$  and  $\mathbf{v}$  in an inner product space  $V$ .

89. **Proof** Prove that the function is an inner product on  $\mathbb{R}^n$ .

$$\langle \mathbf{u}, \mathbf{v} \rangle = c_1u_1v_1 + c_2u_2v_2 + \cdots + c_nu_nv_n, \quad c_i > 0$$

90. **Proof** Let  $\mathbf{u}$  and  $\mathbf{v}$  be nonzero vectors in an inner product space  $V$ . Prove that  $\mathbf{u} - \text{proj}_{\mathbf{v}}\mathbf{u}$  is orthogonal to  $\mathbf{v}$ .

91. **Proof** Prove Property 2 of Theorem 5.7: If  $\mathbf{u}$ ,  $\mathbf{v}$ , and  $\mathbf{w}$  are vectors in an inner product space  $V$ , then  $\langle \mathbf{u} + \mathbf{v}, \mathbf{w} \rangle = \langle \mathbf{u}, \mathbf{w} \rangle + \langle \mathbf{v}, \mathbf{w} \rangle$ .

92. **Proof** Prove Property 3 of Theorem 5.7: If  $\mathbf{u}$  and  $\mathbf{v}$  are vectors in an inner product space  $V$  and  $c$  is any real number, then  $\langle \mathbf{u}, c\mathbf{v} \rangle = c\langle \mathbf{u}, \mathbf{v} \rangle$ .

93. **Guided Proof** Let  $W$  be a subspace of the inner product space  $V$ . Prove that the set  $W^\perp = \{\mathbf{v} \in V : \langle \mathbf{v}, \mathbf{w} \rangle = 0 \text{ for all } \mathbf{w} \in W\}$  is a subspace of  $V$ .

Getting Started: To prove that  $W^\perp$  is a subspace of  $V$ , you must show that  $W^\perp$  is nonempty and that the closure conditions for a subspace hold (Theorem 4.5).

(i) Find a vector in  $W^\perp$  to conclude that it is nonempty.

(ii) To show the closure of  $W^\perp$  under addition, you need to show that  $\langle \mathbf{v}_1 + \mathbf{v}_2, \mathbf{w} \rangle = 0$  for all  $\mathbf{w} \in W$  and for any  $\mathbf{v}_1, \mathbf{v}_2 \in W^\perp$ . Use the properties of inner products and the fact that  $\langle \mathbf{v}_1, \mathbf{w} \rangle$  and  $\langle \mathbf{v}_2, \mathbf{w} \rangle$  are both zero to show this.

(iii) To show closure under multiplication by a scalar, proceed as in part (ii). Use the properties of inner products and the condition of belonging to  $W^\perp$ .

94. Use the result of Exercise 93 to find  $W^\perp$  when  $W$  is the span of  $(1, 2, 3)$  in  $V = \mathbb{R}^3$ .

95. **Guided Proof** Let  $\langle \mathbf{u}, \mathbf{v} \rangle$  be the Euclidean inner product on  $\mathbb{R}^n$ . Use the fact that  $\langle \mathbf{u}, \mathbf{v} \rangle = \mathbf{u}^T\mathbf{v}$  to prove that for any  $n \times n$  matrix  $A$ ,

$$(a) \langle A^T\mathbf{u}, \mathbf{v} \rangle = \langle \mathbf{u}, A\mathbf{v} \rangle$$

and

$$(b) \langle A^T\mathbf{u}, \mathbf{u} \rangle = \|A\mathbf{u}\|^2.$$

Getting Started: To prove (a) and (b), make use of both the properties of transposes (Theorem 2.6) and the properties of the dot product (Theorem 5.3).

(i) To prove part (a), make repeated use of the property  $\langle \mathbf{u}, \mathbf{v} \rangle = \mathbf{u}^T\mathbf{v}$  and Property 4 of Theorem 2.6.

(ii) To prove part (b), make use of the property  $\langle \mathbf{u}, \mathbf{v} \rangle = \mathbf{u}^T\mathbf{v}$ , Property 4 of Theorem 2.6, and Property 4 of Theorem 5.3.

#### 96. CAPSTONE

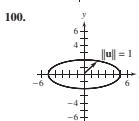
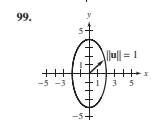
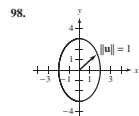
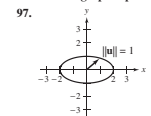
(a) Explain how to determine whether a function defines an inner product.

(b) Let  $\mathbf{u}$  and  $\mathbf{v}$  be vectors in an inner product space  $V$ , such that  $\mathbf{v} \neq \mathbf{0}$ . Explain how to find the orthogonal projection of  $\mathbf{u}$  onto  $\mathbf{v}$ .

**Finding Inner Product Weights** In Exercises 97–100, find  $c_1$  and  $c_2$  for the inner product of  $\mathbb{R}^2$ ,

$$\langle \mathbf{u}, \mathbf{v} \rangle = c_1u_1v_1 + c_2u_2v_2$$

such that the graph represents a unit circle as shown.




101. Consider the vectors

$$\mathbf{u} = (6, 2, 4) \text{ and } \mathbf{v} = (1, 2, 0)$$

from Example 10. Without using Theorem 5.9, show that among all the scalar multiples  $c\mathbf{v}$  of the vector  $\mathbf{v}$ , the projection of  $\mathbf{u}$  onto  $\mathbf{v}$  is the vector closest to  $\mathbf{u}$ —that is, show that  $d(\mathbf{u}, \text{proj}_{\mathbf{v}}\mathbf{u})$  is a minimum.

## REVISED Exercise Sets

The exercise sets have been carefully and extensively examined to ensure they are rigorous, relevant, and cover all the topics necessary to understand the fundamentals of linear algebra. The exercises are ordered and titled so you can see the connections between examples and exercises. Many new skill-building, challenging, and application exercises have been added. As in earlier editions, the following pedagogically-proven types of exercises are included.

- **True or False Exercises**
- **Proofs**
- **Guided Proofs**
- **Writing Exercises**
- **Technology Exercises** (indicated throughout the text with )


Exercises utilizing **electronic data sets** are indicated by  and found at **CengageBrain.com**.

### Table of Contents Changes

Based on market research and feedback from users, Section 2.5 in the previous edition (Applications of Matrix Operations) has been expanded from one section to two sections to include content on Markov chains. So now, Chapter 2 has *two* application sections: Section 2.5 (Markov Chains) and Section 2.6 (More Applications of Matrix Operations). In addition, Section 7.4 (Applications of Eigenvalues and Eigenvectors) has been expanded to include content on constrained optimization.

### Trusted Features



For the past several years, an independent website—CalcChat.com—has provided free solutions to all odd-numbered problems in the text. Thousands of students have visited the site for practice and help with their homework from live tutors. You can also use your smartphone’s QR Code® reader to scan the icon  at the beginning of each exercise set to access the solutions.

# 2 Matrices

- 2.1 Operations with Matrices
- 2.2 Properties of Matrix Operations
- 2.3 The Inverse of a Matrix
- 2.4 Elementary Matrices
- 2.5 Markov Chains
- 2.6 More Applications of Matrix Operations



Data Encryption (p. 94)



Computational Fluid Dynamics (p. 79)



Beam Deflection (p. 64)



Information Retrieval (p. 58)



Flight Crew Scheduling (p. 47)

Credits: From top left: Coasin\_Air/Shutterstock.com, Szechenak/Shutterstock.com, Gernot Papp/Shutterstock.com, Andreea/Shutterstock.com, nicola/Shutterstock.com

39

62 Chapter 2 Matrices

## 2.3 The Inverse of a Matrix

- Find the inverse of a matrix (if it exists).
- Use properties of inverse matrices.
- Use an inverse matrix to solve a system of linear equations.

### MATRICES AND THEIR INVERSES

Section 2.2 discussed some of the similarities between the algebra of real numbers and the algebra of matrices. This section further develops the algebra of matrices to include the solutions of matrix equations involving matrix multiplication. To begin, consider the real number equation  $ax = b$ . To solve this equation for  $x$ , multiply both sides of the equation by  $a^{-1}$  (provided  $a \neq 0$ ).

$$\begin{aligned}
 ax &= b \\
 (a^{-1}a)x &= a^{-1}b \\
 (1)x &= a^{-1}b \\
 x &= a^{-1}b
 \end{aligned}$$

The number  $a^{-1}$  is the *multiplicative inverse* of  $a$  because  $a^{-1}a = 1$  (the identity element for multiplication). The definition of the multiplicative inverse of a matrix is similar.

**Definition of the Inverse of a Matrix**

An  $n \times n$  matrix  $A$  is **invertible** (or **nonsingular**) when there exists an  $n \times n$  matrix  $B$  such that

$$AB = BA = I_n$$

where  $I_n$  is the identity matrix of order  $n$ . The matrix  $B$  is the (multiplicative) **inverse** of  $A$ . A matrix that does not have an inverse is **noninvertible** (or **singular**).

*Nonsquare matrices do not have inverses.* To see this, note that if  $A$  is of size  $m \times n$  and  $B$  is of size  $n \times m$  (where  $m \neq n$ ), then the products  $AB$  and  $BA$  are of different sizes and cannot be equal to each other. Not all square matrices have inverses. (See Example 4.) The next theorem, however, states that if a matrix *does* have an inverse, then that inverse is unique.

**THEOREM 2.7 Uniqueness of an Inverse Matrix**

If  $A$  is an invertible matrix, then its inverse is unique. The inverse of  $A$  is denoted by  $A^{-1}$ .

**PROOF**

If  $A$  is invertible, then it has at least one inverse  $B$  such that

$$AB = I = BA.$$

Assume that  $A$  has another inverse  $C$  such that

$$AC = I = CA.$$

Demonstrate that  $B$  and  $C$  are equal, as shown on the next page.

### Chapter Openers

Each *Chapter Opener* highlights five real-life applications of linear algebra found throughout the chapter. Many of the applications reference the *Linear Algebra Applied* feature (discussed on the next page). You can find a full list of the applications in the *Index of Applications* on the inside front cover.

### Section Objectives

A bulleted list of learning objectives, located at the beginning of each section, provides you the opportunity to preview what will be presented in the upcoming section.

### Theorems, Definitions, and Properties

Presented in clear and mathematically precise language, all theorems, definitions, and properties are highlighted for emphasis and easy reference.

### Proofs in Outline Form

In addition to proofs in the exercises, some proofs are presented in outline form. This omits the need for burdensome calculations.

### Discovery

Using the *Discovery* feature helps you develop an intuitive understanding of mathematical concepts and relationships.

### Technology Notes

*Technology* notes show how you can use graphing utilities and software programs appropriately in the problem-solving process. Many of the *Technology* notes reference the **Technology Guide at CengageBrain.com**.

#### DISCOVERY

- Let  $B = \{(1, 0), (1, 2)\}$  and  $B' = \{(1, 0), (0, 1)\}$ . Form the matrix  $[B' \ B]$ .
- Make a conjecture about the necessity of using Gauss-Jordan elimination to obtain the transition matrix  $P^{-1}$  when the change of basis is from a nonstandard basis to a standard basis.

#### EXAMPLE 4 Finding a Transition Matrix

See *LarsonLinearAlgebra.com* for an interactive version of this type of example.

Find the transition matrix from  $B$  to  $B'$  for the bases for  $R^2$  below.

$$B = \{(1, 0, 0), (0, 1, 0), (0, 0, 1)\} \quad \text{and} \quad B' = \{(1, 0, 1), (0, -1, 2), (2, 3, -5)\}$$

#### SOLUTION

First use the vectors in the two bases to form the matrices  $B$  and  $B'$ .

$$B = \begin{bmatrix} 1 & 0 & 0 \\ 0 & 1 & 0 \\ 0 & 0 & 1 \end{bmatrix} \quad \text{and} \quad B' = \begin{bmatrix} 1 & 0 & 2 \\ 0 & -1 & 3 \\ 1 & 2 & -5 \end{bmatrix}$$

Then form the matrix  $[B' \ B]$  and use Gauss-Jordan elimination to rewrite  $[B' \ B]$  as  $[I_3 \ P^{-1}]$ .

$$\begin{bmatrix} 1 & 0 & 2 & 1 & 0 & 0 \\ 0 & -1 & 3 & 0 & 1 & 0 \\ 1 & 2 & -5 & 0 & 0 & 1 \end{bmatrix} \rightarrow \begin{bmatrix} 1 & 0 & 0 & -1 & 4 & 2 \\ 0 & -1 & 0 & 3 & -7 & -3 \\ 0 & 0 & 1 & 1 & -2 & -1 \end{bmatrix}$$

From this, you can conclude that the transition matrix from  $B$  to  $B'$  is

$$P^{-1} = \begin{bmatrix} -1 & 4 & 2 \\ 3 & -7 & -3 \\ 1 & -2 & -1 \end{bmatrix}$$

Multiply  $P^{-1}$  by the coordinate matrix of  $\mathbf{x} = [1 \ 2 \ -1]^T$  to see that the result is the same as that obtained in Example 3.

#### SOLUTION

Notice that three of the entries in the work in the expansion, use the

$$|A| = 3(C_{13}) + 0(C_{23}) + 0(C_{33})$$

The cofactors  $C_{23}$ ,  $C_{33}$ , and  $C_{43}$  have zero coefficients, so you need only find the cofactor  $C_{13}$ . To do this, delete the first row and third column of  $A$  and evaluate the determinant of the resulting matrix.

$$C_{13} = (-1)^{1+3} \begin{vmatrix} -1 & 1 & 2 \\ 0 & 2 & 3 \\ 3 & 4 & -2 \end{vmatrix} = \begin{vmatrix} -1 & 1 & 2 \\ 0 & 2 & 3 \\ 3 & 4 & -2 \end{vmatrix}$$

Delete 1st row and 3rd column.

Simplify.

Expanding by cofactors in the second row yields


$$C_{13} = (0)(-1)^{2+1} \begin{vmatrix} 1 & 2 \\ 4 & -2 \end{vmatrix} + (2)(-1)^{2+2} \begin{vmatrix} -1 & 2 \\ 3 & -2 \end{vmatrix} + 3(0)(-1)^{2+3} \begin{vmatrix} -1 & 1 \\ 3 & 4 \end{vmatrix} = 0 + 2(1)(-4) + 3(-1)(-7) = 13.$$

You obtain

$$|A| = 3(13) = 39.$$

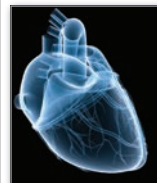
#### TECHNOLOGY

Many graphing utilities and software programs can find the determinant of a square matrix. If you use a graphing utility, then you may see something similar to the screen below for Example 4. The **Technology Guide at CengageBrain.com** can help you use technology to find a determinant.



#### LINEAR ALGEBRA APPLIED

Time-frequency analysis of irregular physiological signals, such as beat-to-beat cardiac rhythm variations (also known as heart rate variability or HRV), can be difficult. This is because the structure of a signal can include multiple periodic, nonperiodic, and pseudo-periodic components. Researchers have proposed and validated a simplified HRV analysis method called orthonormal-basis partitioning and time-frequency representation (OPTR). This method can detect both abrupt and slow changes in the HRV signal's structure, divide a nonstationary HRV signal into segments that are "less nonstationary," and determine patterns in the HRV. The researchers found that although it had poor time resolution with signals that changed gradually, the OPTR method accurately represented multicomponent and abrupt changes in both real-life and simulated HRV signals. (Source: *Orthonormal-Basis Partitioning and Time-Frequency Representation of Cardiac Rhythm Dynamics*, Aysin, Banhur, et al., *IEEE Transactions on Biomedical Engineering*, 52, no. 5)



## 2 Projects

### 1 Exploring Matrix Multiplication

	Test 1	Test 2
Anna	84	96
Bruce	56	72
Chris	78	83
David	82	91

The table shows the first two test scores for Anna, Bruce, Chris, and David. Use the table to create a matrix  $M$  to represent the data. Input  $M$  into a software program or a graphing utility and use it to answer the questions below.

- Which test was more difficult? Which was easier? Explain.
- How would you rank the performances of the four students?
- Describe the meanings of the matrix products  $M \begin{bmatrix} 1 \\ 0 \\ 0 \end{bmatrix}$  and  $M \begin{bmatrix} 0 \\ 1 \\ 0 \end{bmatrix}$ .
- Describe the meanings of the matrix products  $\begin{bmatrix} 1 & 0 & 0 \end{bmatrix} M$  and  $\begin{bmatrix} 0 & 0 & 1 \end{bmatrix} M$ .
- Describe the meanings of the matrix products  $M \begin{bmatrix} 1 \\ 1 \\ 1 \end{bmatrix}$  and  $\frac{1}{3} M \begin{bmatrix} 1 \\ 1 \\ 1 \end{bmatrix}$ .
- Describe the meanings of the matrix products  $\begin{bmatrix} 1 & 1 & 1 \end{bmatrix} M$  and  $\frac{1}{3} \begin{bmatrix} 1 & 1 & 1 \end{bmatrix} M$ .
- Describe the meaning of the matrix product  $\begin{bmatrix} 1 & 1 & 1 \end{bmatrix} M \begin{bmatrix} 1 \\ 1 \\ 1 \end{bmatrix}$ .
- Use matrix multiplication to find the combined overall average score on both tests.
- How could you use matrix multiplication to scale the scores on test 1 by a factor of 1.1?

### 2 Nilpotent Matrices

Let  $A$  be a nonzero square matrix. Is it possible that a positive integer  $k$  exists such that  $A^k = O$ ? For example, find  $A^3$  for the matrix

$$A = \begin{bmatrix} 0 & 1 & 2 \\ 0 & 0 & 1 \\ 0 & 0 & 0 \end{bmatrix}$$

A square matrix  $A$  is **nilpotent of index  $k$**  when  $A \neq O$ ,  $A^2 \neq O, \dots, A^{k-1} \neq O$ , but  $A^k = O$ . In this project you will explore nilpotent matrices.

- The matrix in the example above is nilpotent. What is its index?
- Use a software program or a graphing utility to determine which matrices below are nilpotent and find their indices.
  - $\begin{bmatrix} 0 & 1 \\ 0 & 0 \end{bmatrix}$
  - $\begin{bmatrix} 0 & 1 \\ 1 & 0 \end{bmatrix}$
  - $\begin{bmatrix} 0 & 0 \\ 1 & 0 \end{bmatrix}$
  - $\begin{bmatrix} 1 & 0 \\ 1 & 0 \end{bmatrix}$
  - $\begin{bmatrix} 0 & 0 & 1 \\ 0 & 0 & 0 \\ 0 & 0 & 0 \end{bmatrix}$
  - $\begin{bmatrix} 0 & 0 & 0 \\ 1 & 0 & 0 \\ 1 & 1 & 0 \end{bmatrix}$
- Find  $3 \times 3$  nilpotent matrices of indices 2 and 3.
- Find  $4 \times 4$  nilpotent matrices of indices 2, 3, and 4.
- Find a nilpotent matrix of index 5.
- Are nilpotent matrices invertible? Prove your answer.
- When  $A$  is nilpotent, what can you say about  $A^T$ ? Prove your answer.
- Show that if  $A$  is nilpotent, then  $I - A$  is invertible.



## Linear Algebra Applied

The *Linear Algebra Applied* feature describes a real-life application of concepts discussed in a section. These applications include biology and life sciences, business and economics, engineering and technology, physical sciences, and statistics and probability.

## Capstone Exercises

The *Capstone* is a conceptual problem that synthesizes key topics to check students' understanding of the section concepts. I recommend it.

## Chapter Projects

Two per chapter, these offer the opportunity for group activities or more extensive homework assignments, and are focused on theoretical concepts or applications. Many encourage the use of technology.

# Instructor Resources

## Media

### **Instructor's Solutions Manual**

The *Instructor's Solutions Manual* provides worked-out solutions for all even-numbered exercises in the text.

### **Cengage Learning Testing Powered by Cognero (ISBN: 978-1-305-65806-6)**

is a flexible, online system that allows you to author, edit, and manage test bank content, create multiple test versions in an instant, and deliver tests from your LMS, your classroom, or wherever you want. This is available online at [cengage.com/login](http://cengage.com/login).

### **Turn the Light On with MindTap for Larson's *Elementary Linear Algebra***

Through personalized paths of dynamic assignments and applications, MindTap is a digital learning solution and representation of your course that turns cookie cutter into cutting edge, apathy into engagement, and memorizers into higher-level thinkers.

**The Right Content:** With MindTap's carefully curated material, you get the precise content and groundbreaking tools you need for every course you teach.

**Personalization:** Customize every element of your course—from rearranging the Learning Path to inserting videos and activities.

**Improved Workflow:** Save time when planning lessons with all of the trusted, most current content you need in one place in MindTap.

**Tracking Students' Progress in Real Time:** Promote positive outcomes by tracking students in real time and tailoring your course as needed based on the analytics.

Learn more at [cengage.com/mindtap](http://cengage.com/mindtap).



# Student Resources

## Print

### **Student Solutions Manual**

ISBN-13: 978-1-305-87658-3

The *Student Solutions Manual* provides complete worked-out solutions to all odd-numbered exercises in the text. Also included are the solutions to all Cumulative Test problems.

## Media

### **MindTap for Larson’s *Elementary Linear Algebra***

MindTap is a digital representation of your course that provides you with the tools you need to better manage your limited time, stay organized and be successful. You can complete assignments whenever and wherever you are ready to learn with course material specially customized for you by your instructor and streamlined in one proven, easy-to-use interface. With an array of study tools, you’ll get a true understanding of course concepts, achieve better grades and set the groundwork for your future courses.

Learn more at [cengage.com/mindtap](http://cengage.com/mindtap).

### **CengageBrain.com**

To access additional course materials and companion resources, please visit **CengageBrain.com**. At the **CengageBrain.com** home page, search for the ISBN of your title (from the back cover of your book) using the search box at the top of the page. This will take you to the product page where free companion resources can be found.

# Acknowledgements

I would like to thank the many people who have helped me during various stages of writing this new edition. In particular, I appreciate the feedback from the dozens of instructors who took part in a detailed survey about how they teach linear algebra. I also appreciate the efforts of the following colleagues who have provided valuable suggestions throughout the life of this text:

Michael Brown, *San Diego Mesa College*

Nasser Dastrange, *Buena Vista University*

Mike Daven, *Mount Saint Mary College*

David Hemmer, *University of Buffalo, SUNY*

Wai Lau, *Seattle Pacific University*

Jorge Sarmiento, *County College of Morris*.

I would like to thank Bruce H. Edwards, University of Florida, and David C. Falvo, The Pennsylvania State University, The Behrend College, for their contributions to previous editions of *Elementary Linear Algebra*.

On a personal level, I am grateful to my spouse, Deanna Gilbert Larson, for her love, patience, and support. Also, a special thanks goes to R. Scott O'Neil.

Ron Larson, Ph.D.  
Professor of Mathematics  
Penn State University  
[www.RonLarson.com](http://www.RonLarson.com)


# 1 Systems of Linear Equations




- 1.1 Introduction to Systems of Linear Equations
- 1.2 Gaussian Elimination and Gauss-Jordan Elimination
- 1.3 Applications of Systems of Linear Equations



Traffic Flow (p. 28)



Electrical Network Analysis (p. 30)



Global Positioning System (p. 16)







Airspeed of a Plane (p. 11)



Balancing Chemical Equations (p. 4)

# 1.1 Introduction to Systems of Linear Equations

-  Recognize a linear equation in  $n$  variables.
-  Find a parametric representation of a solution set.
-  Determine whether a system of linear equations is consistent or inconsistent.
-  Use back-substitution and Gaussian elimination to solve a system of linear equations.

## LINEAR EQUATIONS IN $n$ VARIABLES

The study of linear algebra demands familiarity with algebra, analytic geometry, and trigonometry. Occasionally, you will find examples and exercises requiring a knowledge of calculus, and these are marked in the text.

Early in your study of linear algebra, you will discover that many of the solution methods involve multiple arithmetic steps, so it is essential that you check your work. Use software or a calculator to check your work and perform routine computations.

Although you will be familiar with some material in this chapter, you should carefully study the methods presented. This will cultivate and clarify your intuition for the more abstract material that follows.

Recall from analytic geometry that the equation of a line in two-dimensional space has the form

$$a_1x + a_2y = b, \quad a_1, a_2, \text{ and } b \text{ are constants.}$$

This is a **linear equation in two variables**  $x$  and  $y$ . Similarly, the equation of a plane in three-dimensional space has the form

$$a_1x + a_2y + a_3z = b, \quad a_1, a_2, a_3, \text{ and } b \text{ are constants.}$$

This is a **linear equation in three variables**  $x$ ,  $y$ , and  $z$ . A linear equation in  $n$  variables is defined below.

### Definition of a Linear Equation in $n$ Variables

A **linear equation in  $n$  variables**  $x_1, x_2, x_3, \dots, x_n$  has the form

$$a_1x_1 + a_2x_2 + a_3x_3 + \dots + a_nx_n = b.$$

The **coefficients**  $a_1, a_2, a_3, \dots, a_n$  are real numbers, and the **constant term**  $b$  is a real number. The number  $a_1$  is the **leading coefficient**, and  $x_1$  is the **leading variable**.

Linear equations have no products or roots of variables and no variables involved in trigonometric, exponential, or logarithmic functions. Variables appear only to the first power.

### EXAMPLE 1

### Linear and Nonlinear Equations

Each equation is linear.

a.  $3x + 2y = 7$       b.  $\frac{1}{2}x + y - \pi z = \sqrt{2}$       c.  $(\sin \pi)x_1 - 4x_2 = e^2$

Each equation is not linear.

a.  $xy + z = 2$       b.  $e^x - 2y = 4$       c.  $\sin x_1 + 2x_2 - 3x_3 = 0$  

## SOLUTIONS AND SOLUTION SETS

A **solution** of a linear equation in  $n$  variables is a sequence of  $n$  real numbers  $s_1, s_2, s_3, \dots, s_n$  that satisfy the equation when you substitute the values

$$x_1 = s_1, \quad x_2 = s_2, \quad x_3 = s_3, \quad \dots, \quad x_n = s_n$$

into the equation. For example,  $x_1 = 2$  and  $x_2 = 1$  satisfy the equation  $x_1 + 2x_2 = 4$ . Some other solutions are  $x_1 = -4$  and  $x_2 = 4$ ,  $x_1 = 0$  and  $x_2 = 2$ , and  $x_1 = -2$  and  $x_2 = 3$ .

The set of *all* solutions of a linear equation is its **solution set**, and when you have found this set, you have **solved** the equation. To describe the entire solution set of a linear equation, use a **parametric representation**, as illustrated in Examples 2 and 3.

### EXAMPLE 2

#### Parametric Representation of a Solution Set

Solve the linear equation  $x_1 + 2x_2 = 4$ .


#### SOLUTION

To find the solution set of an equation involving two variables, solve for one of the variables in terms of the other variable. Solving for  $x_1$  in terms of  $x_2$ , you obtain

$$x_1 = 4 - 2x_2.$$

In this form, the variable  $x_2$  is **free**, which means that it can take on any real value. The variable  $x_1$  is not free because its value depends on the value assigned to  $x_2$ . To represent the infinitely many solutions of this equation, it is convenient to introduce a third variable  $t$  called a **parameter**. By letting  $x_2 = t$ , you can represent the solution set as

$$x_1 = 4 - 2t, \quad x_2 = t, \quad t \text{ is any real number.}$$

To obtain particular solutions, assign values to the parameter  $t$ . For instance,  $t = 1$  yields the solution  $x_1 = 2$  and  $x_2 = 1$ , and  $t = 4$  yields the solution  $x_1 = -4$  and  $x_2 = 4$ . 

To parametrically represent the solution set of the linear equation in Example 2 another way, you could have chosen  $x_1$  to be the free variable. The parametric representation of the solution set would then have taken the form

$$x_1 = s, \quad x_2 = 2 - \frac{1}{2}s, \quad s \text{ is any real number.}$$

For convenience, when an equation has more than one free variable, choose the variables that occur last in the equation to be the free variables.

### EXAMPLE 3

#### Parametric Representation of a Solution Set

Solve the linear equation  $3x + 2y - z = 3$ .

#### SOLUTION

Choosing  $y$  and  $z$  to be the free variables, solve for  $x$  to obtain

$$\begin{aligned} 3x &= 3 - 2y + z \\ x &= 1 - \frac{2}{3}y + \frac{1}{3}z. \end{aligned}$$

Letting  $y = s$  and  $z = t$ , you obtain the parametric representation

$$x = 1 - \frac{2}{3}s + \frac{1}{3}t, \quad y = s, \quad z = t$$

where  $s$  and  $t$  are any real numbers. Two particular solutions are

$$x = 1, y = 0, z = 0 \quad \text{and} \quad x = 1, y = 1, z = 2. \quad \text{img alt="blue square icon" data-bbox="922 902 942 918"/>$$

## SYSTEMS OF LINEAR EQUATIONS

A **system of  $m$  linear equations in  $n$  variables** is a set of  $m$  equations, each of which is linear in the same  $n$  variables:

$$a_{11}x_1 + a_{12}x_2 + a_{13}x_3 + \cdots + a_{1n}x_n = b_1$$

$$a_{21}x_1 + a_{22}x_2 + a_{23}x_3 + \cdots + a_{2n}x_n = b_2$$

$$a_{31}x_1 + a_{32}x_2 + a_{33}x_3 + \cdots + a_{3n}x_n = b_3$$

$$\vdots$$

$$a_{m1}x_1 + a_{m2}x_2 + a_{m3}x_3 + \cdots + a_{mn}x_n = b_m.$$

A system of linear equations is also called a **linear system**. A **solution** of a linear system is a sequence of numbers  $s_1, s_2, s_3, \dots, s_n$  that is a solution of each equation in the system. For example, the system

$$3x_1 + 2x_2 = 3$$

$$-x_1 + x_2 = 4$$

has  $x_1 = -1$  and  $x_2 = 3$  as a solution because  $x_1 = -1$  and  $x_2 = 3$  satisfy *both* equations. On the other hand,  $x_1 = 1$  and  $x_2 = 0$  is not a solution of the system because these values satisfy only the first equation in the system.

### REMARK

The double-subscript notation indicates  $a_{ij}$  is the coefficient of  $x_j$  in the  $i$ th equation.

## DISCOVERY

1. Graph the two lines

$$3x - y = 1$$

$$2x - y = 0$$

in the  $xy$ -plane. Where do they intersect? How many solutions does this system of linear equations have?

2. Repeat this analysis for the pairs of lines

$$3x - y = 1 \quad \text{and} \quad 3x - y = 1$$

$$3x - y = 0 \quad \text{and} \quad 6x - 2y = 2.$$

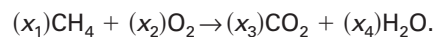
3. What basic types of solution sets are possible for a system of two linear equations in two variables?

See [LarsonLinearAlgebra.com](http://LarsonLinearAlgebra.com) for an interactive version of this type of exercise.



## LINEAR ALGEBRA APPLIED

In a chemical reaction, atoms reorganize in one or more substances. For example, when methane gas ( $\text{CH}_4$ ) combines with oxygen ( $\text{O}_2$ ) and burns, carbon dioxide ( $\text{CO}_2$ ) and water ( $\text{H}_2\text{O}$ ) form. Chemists represent this process by a chemical equation of the form



A chemical reaction can neither create nor destroy atoms. So, all of the atoms represented on the left side of the arrow must also be on the right side of the arrow. This is called *balancing* the chemical equation. In the above example, chemists can use a system of linear equations to find values of  $x_1$ ,  $x_2$ ,  $x_3$ , and  $x_4$  that will balance the chemical equation.

Elnur/Shutterstock.com

It is possible for a system of linear equations to have exactly one solution, infinitely many solutions, or no solution. A system of linear equations is **consistent** when it has at least one solution and **inconsistent** when it has no solution.

**EXAMPLE 4****Systems of Two Equations in Two Variables**

Solve and graph each system of linear equations.

**a.**  $x + y = 3$   
 $x - y = -1$

**b.**  $x + y = 3$   
 $2x + 2y = 6$

**c.**  $x + y = 3$   
 $x + y = 1$

**SOLUTION**

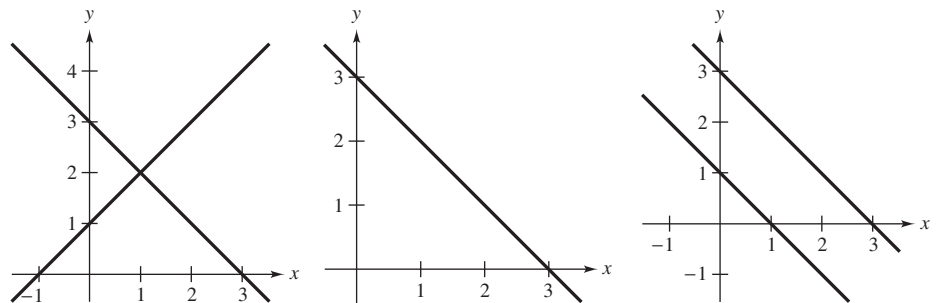
**a.** This system has exactly one solution,  $x = 1$  and  $y = 2$ . One way to obtain the solution is to add the two equations to give  $2x = 2$ , which implies  $x = 1$  and so  $y = 2$ . The graph of this system is two *intersecting* lines, as shown in Figure 1.1(a).

**b.** This system has infinitely many solutions because the second equation is the result of multiplying both sides of the first equation by 2. A parametric representation of the solution set is

$$x = 3 - t, \quad y = t, \quad t \text{ is any real number.}$$

The graph of this system is two *coincident* lines, as shown in Figure 1.1(b).

**c.** This system has no solution because the sum of two numbers cannot be 3 and 1 simultaneously. The graph of this system is two *parallel* lines, as shown in Figure 1.1(c).



**a.** Two intersecting lines:

$$\begin{aligned} x + y &= 3 \\ x - y &= -1 \end{aligned}$$

**b.** Two coincident lines:

$$\begin{aligned} x + y &= 3 \\ 2x + 2y &= 6 \end{aligned}$$

**c.** Two parallel lines:

$$\begin{aligned} x + y &= 3 \\ x + y &= 1 \end{aligned}$$

**Figure 1.1**

Example 4 illustrates the three basic types of solution sets that are possible for a system of linear equations. This result is stated here without proof. (The proof is provided later in Theorem 2.5.)

**Number of Solutions of a System of Linear Equations**

For a system of linear equations, precisely one of the statements below is true.

1. The system has exactly one solution (consistent system).
2. The system has infinitely many solutions (consistent system).
3. The system has no solution (inconsistent system).

## SOLVING A SYSTEM OF LINEAR EQUATIONS

Which system is easier to solve algebraically?

$$\begin{array}{rcl} x - 2y + 3z & = & 9 \\ -x + 3y & = & -4 \\ 2x - 5y + 5z & = & 17 \end{array} \qquad \begin{array}{rcl} x - 2y + 3z & = & 9 \\ y + 3z & = & 5 \\ z & = & 2 \end{array}$$

The system on the right is clearly easier to solve. This system is in **row-echelon form**, which means that it has a “stair-step” pattern with leading coefficients of 1. To solve such a system, use **back-substitution**.

### EXAMPLE 5

### Using Back-Substitution in Row-Echelon Form


Use back-substitution to solve the system.

$$\begin{array}{rcl} x - 2y & = & 5 \\ y & = & -2 \end{array} \qquad \begin{array}{l} \text{Equation 1} \\ \text{Equation 2} \end{array}$$

### SOLUTION

From Equation 2, you know that  $y = -2$ . By substituting this value of  $y$  into Equation 1, you obtain

$$\begin{array}{rcl} x - 2(-2) & = & 5 \\ x & = & 1. \end{array} \qquad \begin{array}{l} \text{Substitute } -2 \text{ for } y. \\ \text{Solve for } x. \end{array}$$

The system has exactly one solution:  $x = 1$  and  $y = -2$ . 

The term *back-substitution* implies that you work *backwards*. For instance, in Example 5, the second equation gives you the value of  $y$ . Then you substitute that value into the first equation to solve for  $x$ . Example 6 further demonstrates this procedure.

### EXAMPLE 6

### Using Back-Substitution in Row-Echelon Form

Solve the system.

$$\begin{array}{rcl} x - 2y + 3z & = & 9 \\ y + 3z & = & 5 \\ z & = & 2 \end{array} \qquad \begin{array}{l} \text{Equation 1} \\ \text{Equation 2} \\ \text{Equation 3} \end{array}$$


### SOLUTION

From Equation 3, you know the value of  $z$ . To solve for  $y$ , substitute  $z = 2$  into Equation 2 to obtain

$$\begin{array}{rcl} y + 3(2) & = & 5 \\ y & = & -1. \end{array} \qquad \begin{array}{l} \text{Substitute 2 for } z. \\ \text{Solve for } y. \end{array}$$

Then, substitute  $y = -1$  and  $z = 2$  in Equation 1 to obtain

$$\begin{array}{rcl} x - 2(-1) + 3(2) & = & 9 \\ x & = & 1. \end{array} \qquad \begin{array}{l} \text{Substitute } -1 \text{ for } y \text{ and } 2 \text{ for } z. \\ \text{Solve for } x. \end{array}$$

The solution is  $x = 1$ ,  $y = -1$ , and  $z = 2$ . 

Two systems of linear equations are **equivalent** when they have the same solution set. To solve a system that is not in row-echelon form, first rewrite it as an *equivalent* system that is in row-echelon form using the operations listed on the next page.





### Carl Friedrich Gauss (1777–1855)

German mathematician Carl Friedrich Gauss is recognized, with Newton and Archimedes, as one of the three greatest mathematicians in history. Gauss used a form of what is now known as Gaussian elimination in his research. Although this method was named in his honor, the Chinese used an almost identical method some 2000 years prior to Gauss.



## Operations That Produce Equivalent Systems

Each of these operations on a system of linear equations produces an *equivalent* system.

1. Interchange two equations.
2. Multiply an equation by a nonzero constant.
3. Add a multiple of an equation to another equation.

Rewriting a system of linear equations in row-echelon form usually involves a *chain* of equivalent systems, using one of the three basic operations to obtain each system. This process is called **Gaussian elimination**, after the German mathematician Carl Friedrich Gauss (1777–1855).

### EXAMPLE 7

### Using Elimination to Rewrite a System in Row-Echelon Form

See [LarsonLinearAlgebra.com](http://LarsonLinearAlgebra.com) for an interactive version of this type of example.

Solve the system.

$$\begin{aligned}x - 2y + 3z &= 9 \\ -x + 3y &= -4 \\ 2x - 5y + 5z &= 17\end{aligned}$$

### SOLUTION

Although there are several ways to begin, you want to use a systematic procedure that can be applied to larger systems. Work from the upper left corner of the system, saving the  $x$  at the upper left and eliminating the other  $x$ -terms from the first column.

$$\begin{aligned}x - 2y + 3z &= 9 \\ y + 3z &= 5 \\ 2x - 5y + 5z &= 17\end{aligned}$$

← Adding the first equation to the second equation produces a new second equation.

$$\begin{aligned}x - 2y + 3z &= 9 \\ y + 3z &= 5 \\ -y - z &= -1\end{aligned}$$

← Adding  $-2$  times the first equation to the third equation produces a new third equation.

Now that you have eliminated all but the first  $x$  from the first column, work on the second column.

$$\begin{aligned}x - 2y + 3z &= 9 \\ y + 3z &= 5 \\ 2z &= 4\end{aligned}$$

← Adding the second equation to the third equation produces a new third equation.

$$\begin{aligned}x - 2y + 3z &= 9 \\ y + 3z &= 5 \\ z &= 2\end{aligned}$$

← Multiplying the third equation by  $\frac{1}{2}$  produces a new third equation.

This is the same system you solved in Example 6, and, as in that example, the solution is

$$x = 1, \quad y = -1, \quad z = 2.$$

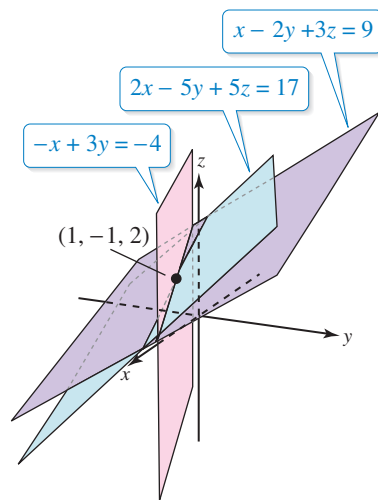


Figure 1.2

Each of the three equations in Example 7 represents a plane in a three-dimensional coordinate system. The unique solution of the system is the point  $(x, y, z) = (1, -1, 2)$ , so the three planes intersect at this point, as shown in Figure 1.2.

Nicku/Shutterstock.com

Many steps are often required to solve a system of linear equations, so it is very easy to make arithmetic errors. You should develop the habit of *checking your solution by substituting it into each equation in the original system*. For instance, in Example 7, check the solution  $x = 1$ ,  $y = -1$ , and  $z = 2$  as shown below.

$$\begin{array}{l} \text{Equation 1: } (1) - 2(-1) + 3(2) = 9 \\ \text{Equation 2: } -(1) + 3(-1) = -4 \\ \text{Equation 3: } 2(1) - 5(-1) + 5(2) = 17 \end{array} \quad \begin{array}{l} \text{Substitute the solution} \\ \text{into each equation of the} \\ \text{original system.} \end{array}$$

The next example involves an inconsistent system—one that has no solution. The key to recognizing an inconsistent system is that at some stage of the Gaussian elimination process, you obtain a false statement such as  $0 = -2$ .

### EXAMPLE 8

### An Inconsistent System

Solve the system.

$$\begin{array}{r} x_1 - 3x_2 + x_3 = 1 \\ 2x_1 - x_2 - 2x_3 = 2 \\ x_1 + 2x_2 - 3x_3 = -1 \end{array}$$

#### SOLUTION

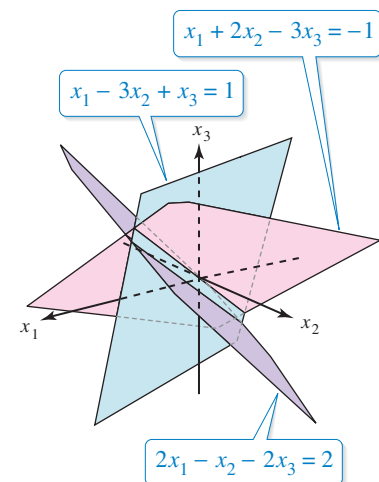
$$\begin{array}{r} x_1 - 3x_2 + x_3 = 1 \\ 5x_2 - 4x_3 = 0 \\ x_1 + 2x_2 - 3x_3 = -1 \\ x_1 - 3x_2 + x_3 = 1 \\ 5x_2 - 4x_3 = 0 \\ 5x_2 - 4x_3 = -2 \end{array} \quad \begin{array}{l} \leftarrow \text{Adding } -2 \text{ times the first} \\ \text{equation to the second equation} \\ \text{produces a new second equation.} \\ \\ \leftarrow \text{Adding } -1 \text{ times the first} \\ \text{equation to the third equation} \\ \text{produces a new third equation.} \end{array}$$

(Another way of describing this operation is to say that you *subtracted* the first equation from the third equation to produce a new third equation.)

$$\begin{array}{r} x_1 - 3x_2 + x_3 = 1 \\ 5x_2 - 4x_3 = 0 \\ 0 = -2 \end{array} \quad \begin{array}{l} \leftarrow \text{Subtracting the second equation} \\ \text{from the third equation produces} \\ \text{a new third equation.} \end{array}$$

The statement  $0 = -2$  is false, so this system has no solution. Moreover, this system is equivalent to the original system, so the original system also has no solution. ■

As in Example 7, the three equations in Example 8 represent planes in a three-dimensional coordinate system. In this example, however, the system is inconsistent. So, the planes do not have a point in common, as shown at the right.



This section ends with an example of a system of linear equations that has infinitely many solutions. You can represent the solution set for such a system in parametric form, as you did in Examples 2 and 3.

**EXAMPLE 9****A System with Infinitely Many Solutions**

Solve the system.

$$\begin{array}{rcl} x_2 - x_3 & = & 0 \\ x_1 & - & 3x_3 = -1 \\ -x_1 + 3x_2 & = & 1 \end{array}$$

**SOLUTION**

Begin by rewriting the system in row-echelon form, as shown below.

$$\begin{array}{rcl} x_1 & - & 3x_3 = -1 \\ x_2 - x_3 & = & 0 \\ -x_1 + 3x_2 & = & 1 \end{array} \quad \begin{array}{l} \leftarrow \text{Interchange the first} \\ \leftarrow \text{two equations.} \end{array}$$

$$\begin{array}{rcl} x_1 & - & 3x_3 = -1 \\ x_2 - x_3 & = & 0 \\ 3x_2 - 3x_3 & = & 0 \end{array} \quad \begin{array}{l} \leftarrow \text{Adding the first equation to the} \\ \leftarrow \text{third equation produces a new} \\ \leftarrow \text{third equation.} \end{array}$$

$$\begin{array}{rcl} x_1 & - & 3x_3 = -1 \\ x_2 - x_3 & = & 0 \\ 0 & = & 0 \end{array} \quad \begin{array}{l} \leftarrow \text{Adding } -3 \text{ times the second} \\ \leftarrow \text{equation to the third equation} \\ \leftarrow \text{eliminates the third equation.} \end{array}$$

The third equation is unnecessary, so omit it to obtain the system shown below.

$$\begin{array}{rcl} x_1 & - & 3x_3 = -1 \\ x_2 - x_3 & = & 0 \end{array}$$

To represent the solutions, choose  $x_3$  to be the free variable and represent it by the parameter  $t$ . Because  $x_2 = x_3$  and  $x_1 = 3x_3 - 1$ , you can describe the solution set as

$$x_1 = 3t - 1, \quad x_2 = t, \quad x_3 = t, \quad t \text{ is any real number.}$$

**DISCOVERY**

- Graph the two lines represented by the system of equations.

$$\begin{array}{rcl} x - 2y & = & 1 \\ -2x + 3y & = & -3 \end{array}$$

- Use Gaussian elimination to solve this system as shown below.

$$\begin{array}{rcl} x - 2y & = & 1 \\ -1y & = & -1 \end{array}$$

$$\begin{array}{rcl} x - 2y & = & 1 \\ y & = & 1 \end{array}$$

$$\begin{array}{rcl} x & = & 3 \\ y & = & 1 \end{array}$$

Graph the system of equations you obtain at each step of this process. What do you observe about the lines?

See [LarsonLinearAlgebra.com](http://LarsonLinearAlgebra.com) for an interactive version of this type of exercise.

**REMARK**

You are asked to repeat this graphical analysis for other systems in Exercises 91 and 92.

## 1.1 Exercises

See CalcChat.com for worked-out solutions to odd-numbered exercises.

**Linear Equations** In Exercises 1–6, determine whether the equation is linear in the variables  $x$  and  $y$ .

1.  $2x - 3y = 4$
2.  $3x - 4xy = 0$
3.  $\frac{3}{y} + \frac{2}{x} - 1 = 0$
4.  $x^2 + y^2 = 4$
5.  $2 \sin x - y = 14$
6.  $(\cos 3)x + y = -16$

**Parametric Representation** In Exercises 7–10, find a parametric representation of the solution set of the linear equation.

7.  $2x - 4y = 0$
8.  $3x - \frac{1}{2}y = 9$
9.  $x + y + z = 1$
10.  $12x_1 + 24x_2 - 36x_3 = 12$

**Graphical Analysis** In Exercises 11–24, graph the system of linear equations. Solve the system and interpret your answer.

11.  $2x + y = 4$   
 $x - y = 2$
12.  $x + 3y = 2$   
 $-x + 2y = 3$
13.  $-x + y = 1$   
 $3x - 3y = 4$
14.  $\frac{1}{2}x - \frac{1}{3}y = 1$   
 $-2x + \frac{4}{3}y = -4$
15.  $3x - 5y = 7$   
 $2x + y = 9$
16.  $-x + 3y = 17$   
 $4x + 3y = 7$
17.  $2x - y = 5$   
 $5x - y = 11$
18.  $x - 5y = 21$   
 $6x + 5y = 21$
19.  $\frac{x+3}{4} + \frac{y-1}{3} = 1$   
 $2x - y = 12$
20.  $\frac{x-1}{2} + \frac{y+2}{3} = 4$   
 $x - 2y = 5$
21.  $0.05x - 0.03y = 0.07$   
 $0.07x + 0.02y = 0.16$
22.  $0.2x - 0.5y = -27.8$   
 $0.3x - 0.4y = 68.7$
23.  $\frac{x}{4} + \frac{y}{6} = 1$   
 $x - y = 3$
24.  $\frac{2x}{3} + \frac{y}{6} = \frac{2}{3}$   
 $4x + y = 4$

**Back-Substitution** In Exercises 25–30, use back-substitution to solve the system.

25.  $x_1 - x_2 = 2$   
 $x_2 = 3$
26.  $2x_1 - 4x_2 = 6$   
 $3x_2 = 9$
27.  $-x + y - z = 0$   
 $2y + z = 3$   
 $\frac{1}{2}z = 0$
28.  $x - y = 5$   
 $3y + z = 11$   
 $4z = 8$
29.  $5x_1 + 2x_2 + x_3 = 0$   
 $2x_1 + x_2 = 0$
30.  $x_1 + x_2 + x_3 = 0$   
 $x_2 = 0$


**Graphical Analysis** In Exercises 31–36, complete parts (a)–(e) for the system of equations.

- (a) Use a graphing utility to graph the system.
- (b) Use the graph to determine whether the system is consistent or inconsistent.
- (c) If the system is consistent, approximate the solution.
- (d) Solve the system algebraically.
- (e) Compare the solution in part (d) with the approximation in part (c). What can you conclude?

31.  $-3x - y = 3$   
 $6x + 2y = 1$
32.  $4x - 5y = 3$   
 $-8x + 10y = 14$
33.  $2x - 8y = 3$   
 $\frac{1}{2}x + y = 0$
34.  $9x - 4y = 5$   
 $\frac{1}{2}x + \frac{1}{3}y = 0$
35.  $4x - 8y = 9$   
 $0.8x - 1.6y = 1.8$
36.  $-14.7x + 2.1y = 1.05$   
 $44.1x - 6.3y = -3.15$

**System of Linear Equations** In Exercises 37–56, solve the system of linear equations.

37.  $x_1 - x_2 = 0$   
 $3x_1 - 2x_2 = -1$
38.  $3x + 2y = 2$   
 $6x + 4y = 14$
39.  $3u + v = 240$   
 $u + 3v = 240$
40.  $x_1 - 2x_2 = 0$   
 $6x_1 + 2x_2 = 0$
41.  $9x - 3y = -1$   
 $\frac{1}{5}x + \frac{2}{5}y = -\frac{1}{3}$
42.  $\frac{2}{3}x_1 + \frac{1}{6}x_2 = 0$   
 $4x_1 + x_2 = 0$
43.  $\frac{x-2}{4} + \frac{y-1}{3} = 2$   
 $x - 3y = 20$
44.  $\frac{x_1+4}{3} + \frac{x_2+1}{2} = 1$   
 $3x_1 - x_2 = -2$
45.  $0.02x_1 - 0.05x_2 = -0.19$   
 $0.03x_1 + 0.04x_2 = 0.52$
46.  $0.05x_1 - 0.03x_2 = 0.21$   
 $0.07x_1 + 0.02x_2 = 0.17$
47.  $x - y - z = 0$   
 $x + 2y - z = 6$   
 $2x - z = 5$
48.  $x + y + z = 2$   
 $-x + 3y + 2z = 8$   
 $4x + y = 4$
49.  $3x_1 - 2x_2 + 4x_3 = 1$   
 $x_1 + x_2 - 2x_3 = 3$   
 $2x_1 - 3x_2 + 6x_3 = 8$


The symbol  indicates an exercise in which you are instructed to use a graphing utility or software program.

50.  $5x_1 - 3x_2 + 2x_3 = 3$   
 $2x_1 + 4x_2 - x_3 = 7$   
 $x_1 - 11x_2 + 4x_3 = 3$
51.  $2x_1 + x_2 - 3x_3 = 4$   
 $4x_1 + 2x_3 = 10$   
 $-2x_1 + 3x_2 - 13x_3 = -8$
52.  $x_1 + 4x_3 = 13$   
 $4x_1 - 2x_2 + x_3 = 7$   
 $2x_1 - 2x_2 - 7x_3 = -19$
53.  $x - 3y + 2z = 18$   
 $5x - 15y + 10z = 18$
54.  $x_1 - 2x_2 + 5x_3 = 2$   
 $3x_1 + 2x_2 - x_3 = -2$
55.  $x + y + z + w = 6$   
 $2x + 3y - w = 0$   
 $-3x + 4y + z + 2w = 4$   
 $x + 2y - z + w = 0$
56.  $-x_1 + 2x_4 = 1$   
 $4x_2 - x_3 - x_4 = 2$   
 $x_2 - x_4 = 0$   
 $3x_1 - 2x_2 + 3x_3 = 4$



**System of Linear Equations** In Exercises 57–62, use a software program or a graphing utility to solve the system of linear equations.

57.  $123.5x + 61.3y - 32.4z = -262.74$   
 $54.7x - 45.6y + 98.2z = 197.4$   
 $42.4x - 89.3y + 12.9z = 33.66$
58.  $120.2x + 62.4y - 36.5z = 258.64$   
 $56.8x - 42.8y + 27.3z = -71.44$   
 $88.1x + 72.5y - 28.5z = 225.88$
59.  $x_1 + 0.5x_2 + 0.33x_3 + 0.25x_4 = 1.1$   
 $0.5x_1 + 0.33x_2 + 0.25x_3 + 0.21x_4 = 1.2$   
 $0.33x_1 + 0.25x_2 + 0.2x_3 + 0.17x_4 = 1.3$   
 $0.25x_1 + 0.2x_2 + 0.17x_3 + 0.14x_4 = 1.4$
60.  $0.1x - 2.5y + 1.2z - 0.75w = 108$   
 $2.4x + 1.5y - 1.8z + 0.25w = -81$   
 $0.4x - 3.2y + 1.6z - 1.4w = 148.8$   
 $1.6x + 1.2y - 3.2z + 0.6w = -143.2$
61.  $\frac{1}{2}x_1 - \frac{3}{7}x_2 + \frac{2}{9}x_3 = \frac{349}{630}$   
 $\frac{2}{3}x_1 + \frac{4}{9}x_2 - \frac{2}{5}x_3 = -\frac{19}{45}$   
 $\frac{4}{5}x_1 - \frac{1}{8}x_2 + \frac{4}{3}x_3 = \frac{139}{150}$
62.  $\frac{1}{8}x - \frac{1}{7}y + \frac{1}{6}z - \frac{1}{5}w = 1$   
 $\frac{1}{7}x + \frac{1}{6}y - \frac{1}{5}z + \frac{1}{4}w = 1$   
 $\frac{1}{6}x - \frac{1}{5}y + \frac{1}{4}z - \frac{1}{3}w = 1$   
 $\frac{1}{5}x + \frac{1}{4}y - \frac{1}{3}z + \frac{1}{2}w = 1$

The symbol  indicates that electronic data sets for these exercises are available at [LarsonLinearAlgebra.com](http://LarsonLinearAlgebra.com). The data sets are compatible with MATLAB, Mathematica, Maple, TI-83 Plus, TI-84 Plus, TI-89, and Voyage 200.

**Number of Solutions** In Exercises 63–66, state why the system of equations must have at least one solution. Then solve the system and determine whether it has exactly one solution or infinitely many solutions.

63.  $4x + 3y + 17z = 0$     64.  $2x + 3y = 0$   
 $5x + 4y + 22z = 0$      $4x + 3y - z = 0$   
 $4x + 2y + 19z = 0$      $8x + 3y + 3z = 0$
65.  $5x + 5y - z = 0$     66.  $16x + 3y + z = 0$   
 $10x + 5y + 2z = 0$      $16x + 2y - z = 0$   
 $5x + 15y - 9z = 0$

67. **Nutrition** One eight-ounce glass of apple juice and one eight-ounce glass of orange juice contain a total of 227 milligrams of vitamin C. Two eight-ounce glasses of apple juice and three eight-ounce glasses of orange juice contain a total of 578 milligrams of vitamin C. How much vitamin C is in an eight-ounce glass of each type of juice?

68. **Airplane Speed** Two planes start from Los Angeles International Airport and fly in opposite directions. The second plane starts  $\frac{1}{2}$  hour after the first plane, but its speed is 80 kilometers per hour faster. Two hours after the first plane departs, the planes are 3200 kilometers apart. Find the airspeed of each plane.

**True or False?** In Exercises 69 and 70, determine whether each statement is true or false. If a statement is true, give a reason or cite an appropriate statement from the text. If a statement is false, provide an example that shows the statement is not true in all cases or cite an appropriate statement from the text.

69. (a) A system of one linear equation in two variables is always consistent.  
 (b) A system of two linear equations in three variables is always consistent.  
 (c) If a linear system is consistent, then it has infinitely many solutions.
70. (a) A linear system can have exactly two solutions.  
 (b) Two systems of linear equations are equivalent when they have the same solution set.  
 (c) A system of three linear equations in two variables is always inconsistent.
71. Find a system of two equations in two variables,  $x_1$  and  $x_2$ , that has the solution set given by the parametric representation  $x_1 = t$  and  $x_2 = 3t - 4$ , where  $t$  is any real number. Then show that the solutions to the system can also be written as

$$x_1 = \frac{4}{3} + \frac{t}{3} \quad \text{and} \quad x_2 = t.$$

72. Find a system of two equations in three variables,  $x_1$ ,  $x_2$ , and  $x_3$ , that has the solution set given by the parametric representation

$$x_1 = t, \quad x_2 = s, \quad \text{and} \quad x_3 = 3 + s - t$$

where  $s$  and  $t$  are any real numbers. Then show that the solutions to the system can also be written as

$$x_1 = 3 + s - t, \quad x_2 = s, \quad \text{and} \quad x_3 = t.$$

**Substitution** In Exercises 73–76, solve the system of equations by first letting  $A = 1/x$ ,  $B = 1/y$ , and  $C = 1/z$ .

73.  $\frac{12}{x} - \frac{12}{y} = 7$

74.  $\frac{3}{x} + \frac{2}{y} = -1$

$$\frac{3}{x} + \frac{4}{y} = 0$$

$$\frac{2}{x} - \frac{3}{y} = -\frac{17}{6}$$

75.  $\frac{2}{x} + \frac{1}{y} - \frac{3}{z} = 4$

76.  $\frac{2}{x} + \frac{1}{y} - \frac{2}{z} = 5$

$$\frac{4}{x} + \frac{2}{z} = 10$$

$$\frac{3}{x} - \frac{4}{y} = -1$$

$$-\frac{2}{x} + \frac{3}{y} - \frac{13}{z} = -8$$

$$\frac{2}{x} + \frac{1}{y} + \frac{3}{z} = 0$$

**Trigonometric Coefficients** In Exercises 77 and 78, solve the system of linear equations for  $x$  and  $y$ .

77.  $(\cos \theta)x + (\sin \theta)y = 1$   
 $(-\sin \theta)x + (\cos \theta)y = 0$

78.  $(\cos \theta)x + (\sin \theta)y = 1$   
 $(-\sin \theta)x + (\cos \theta)y = 1$

**Coefficient Design** In Exercises 79–84, determine the value(s) of  $k$  such that the system of linear equations has the indicated number of solutions.

79. No solution

$$\begin{aligned} x + ky &= 2 \\ kx + y &= 4 \end{aligned}$$

80. Exactly one solution

$$\begin{aligned} x + ky &= 0 \\ kx + y &= 0 \end{aligned}$$

81. Exactly one solution

$$\begin{aligned} kx + 2ky + 3kz &= 4k \\ x + y + z &= 0 \\ 2x - y + z &= 1 \end{aligned}$$

82. No solution

$$\begin{aligned} x + 2y + kz &= 6 \\ 3x + 6y + 8z &= 4 \end{aligned}$$

83. Infinitely many solutions

$$\begin{aligned} 4x + ky &= 6 \\ kx + y &= -3 \end{aligned}$$

84. Infinitely many solutions

$$\begin{aligned} kx + y &= 16 \\ 3x - 4y &= -64 \end{aligned}$$

85. Determine the values of  $k$  such that the system of linear equations does not have a unique solution.

$$\begin{aligned} x + y + kz &= 3 \\ x + ky + z &= 2 \\ kx + y + z &= 1 \end{aligned}$$

**86. CAPSTONE** Find values of  $a$ ,  $b$ , and  $c$  such that the system of linear equations has (a) exactly one solution, (b) infinitely many solutions, and (c) no solution. Explain.

$$\begin{aligned} x + 5y + z &= 0 \\ x + 6y - z &= 0 \\ 2x + ay + bz &= c \end{aligned}$$

87. **Writing** Consider the system of linear equations in  $x$  and  $y$ .

$$\begin{aligned} a_1x + b_1y &= c_1 \\ a_2x + b_2y &= c_2 \\ a_3x + b_3y &= c_3 \end{aligned}$$

Describe the graphs of these three equations in the  $xy$ -plane when the system has (a) exactly one solution, (b) infinitely many solutions, and (c) no solution.

88. **Writing** Explain why the system of linear equations in Exercise 87 must be consistent when the constant terms  $c_1$ ,  $c_2$ , and  $c_3$  are all zero.

89. Show that if  $ax^2 + bx + c = 0$  for all  $x$ , then  $a = b = c = 0$ .

90. Consider the system of linear equations in  $x$  and  $y$ .

$$\begin{aligned} ax + by &= e \\ cx + dy &= f \end{aligned}$$

Under what conditions will the system have exactly one solution?

**Discovery** In Exercises 91 and 92, sketch the lines represented by the system of equations. Then use Gaussian elimination to solve the system. At each step of the elimination process, sketch the corresponding lines. What do you observe about the lines?

91.  $x - 4y = -3$   
 $5x - 6y = 13$

92.  $2x - 3y = 7$   
 $-4x + 6y = -14$

**Writing** In Exercises 93 and 94, the graphs of the two equations appear to be parallel. Solve the system of equations algebraically. Explain why the graphs are misleading.

93.  $100y - x = 200$   
 $99y - x = -198$

94.  $21x - 20y = 0$   
 $13x - 12y = 120$

